

Format of holding of specified securities

Annexure - I

- 1 **Name of Listed Entity : OCTAL CREDIT CAPITAL LTD.**
- 2 Scrip Code/Name of Scrip/Class of Security :
- 3 Share Holding Pattern Filed under: Reg. 31(1) (b) : **Quarter Ended 31/03/2024**
- 4 Declaration:

| | Particulars | Yes | No |
|---|---|------------|-----------|
| 1 | Whether the Listed Entity has issued any partly paid up shares | | NO |
| 2 | Whether the Listed Entity has issued any Convertible Securities or Warrants? | | NO |
| 3 | Whether the Listed Entity has any shares against which depository receipt are issued? | | NO |
| 4 | Whether the Listed Entity has any shares in locked-in? | | NO |
| 5 | Whether any shares held by promoters are pledge or otherwise encumbered? | | NO |

- 5 The tabular format for disclosure of holding of specified securities is as follows:-



Table I - Summary Statement holding of specified securities

| Category (I) | Category of shareholder (II) | Nos. of shareholders (III) | No. of fully paid-up equity shares held (IV) | No. of partly paid-up equity shares held (V) | No. of shares underlying Depository Receipt (VI) | Total nos. shares held (VII) = (IV)+(V)+(VI) | Shareholding as a % of total no. of shares (calculated as per SCRR, 1957) (VIII) As a % of (A+B+C2) | Number of Voting Rights held in each class of securities (IX) | | | No. of Shares Underlying convertible securities (including Warrants) (X) | Shareholding as a % assuming full conversion of convertible securities (as a percentage of diluted share capital) (XI) = (VII)+(X) as a % of (A+B+C) | Number of Locked in shares (XII) | | Number of Shares pledged or otherwise encumbered (XIII) | | Number of equity shares held in dematerialized form (XIV) |
|--------------|--------------------------------|----------------------------|--|--|--|--|---|---|------------|----------------|--|--|----------------------------------|---------------------------------|---|---------------------------------|---|
| | | | | | | | | Class eg:x | Class eg:y | Total | | | No. (a) | As a % of total Shares held (b) | No. (a) | As a % of total Shares held (b) | |
| | Promoter & | | | | | | | | | | | | | | | | |
| (A) | Promoter Group | 16 | 1342100 | 0 | 0 | 1342100 | 26.837 | 1342100 | 0 | 26.837 | 0 | 0.000 | 0 | 0.000 | 0 | 0.000 | 1342100 |
| (B) | Public | 1586 | 3658800 | 0 | 0 | 3658800 | 73.163 | 3658800 | 0 | 73.163 | 0 | 0.000 | 0 | 0.000 | 0 | 0.000 | 3518975 |
| (C) | Non Promoter - Non Public | | | | | | | | | | | | | | | | |
| (C1) | Shares underlying DRs | | | | | | | | | | | | | | | | |
| (C2) | Shares held by Employee Trusts | | | | | | | | | | | | | | | | |
| | TOTAL | 1602 | 5000900 | 0 | | 5000900 | 100.000 | 5000900 | 0 | 100.000 | 0 | 0.000 | 0 | 0.000 | 0 | 0.000 | 4861075 |



Table II - Statement showing shareholding pattern of the Promoter and Promoter Group

| Category & Name of shareholders (I) | Entity type i.e. promoter | | Nos. of shareholders (II) | No. of fully paid-up equity shares held (IV) | No. of partly paid-up equity shares held (V) | Nos. of shares underlying Depository Receipt (VI) | Total nos. shares held (VII) = (IV)+(V)+(VI) | Shareholding % calculated as per SCRR, 1957 As a % of (A+B+C2) (VIII) | Number of Voting Rights held in each class of securities (IX) | | | No. of Shares Underlying Outstanding convertible securities (Including Warrants) (X) | Shareholding as a % assuming full conversion of convertible securities (as a percentage of diluted share capital) (XI) = (X)/(A+B+C) | Number of Locked in shares (XII) | | Number of Shares pledged or otherwise encumbered (XIII) | | Number of equity shares held in dematerialized form (XIV) | |
|--|--|--|---------------------------|--|--|---|--|---|---|---------|-------|--|--|----------------------------------|---------|---|---------|---|---------------------------------|
| | OR promoter group entity (except promoter) | | | | | | | | No. of Voting Rights | | | | | As a % of Total Voting rights | No. (a) | As a % of total Shares held (b) | No. (a) | | As a % of total Shares held (b) |
| | | | | | | | | | Class x | Class y | Total | | | | | | | | |
| (1) Indian | | | 0 | 0 | 0 | 0 | 0.000 | 0 | 0 | 0.000 | 0 | 0.000 | 0 | 0.000 | 0 | 0.000 | 0 | | |
| (a) Individuals/Hindu undivided Family | | | 13 | 402300 | 0 | 0 | 402300 | 8.045 | 402300 | 8.045 | 0 | 8.045 | 0 | 0.000 | 0 | 0.000 | 402300 | | |
| ARUNA PATNI | PROMOTER | | 0 | 20000 | 0 | 0 | 20000 | 0.400 | 20000 | 0.400 | 0 | 0.400 | 0 | 0.000 | 0 | 0.000 | 20000 | | |
| BIMAL KUMAR PATNI | PROMOTER | | 0 | 10000 | 0 | 0 | 10000 | 0.200 | 10000 | 0.200 | 0 | 0.200 | 0 | 0.000 | 0 | 0.000 | 10000 | | |
| BIMALA DEVI JAIN | PROMOTER | | 0 | 10000 | 0 | 0 | 10000 | 0.200 | 10000 | 0.200 | 0 | 0.200 | 0 | 0.000 | 0 | 0.000 | 10000 | | |
| DHANRAJ PATNI | PROMOTER | | 0 | 70000 | 0 | 0 | 70000 | 1.400 | 70000 | 1.400 | 0 | 1.400 | 0 | 0.000 | 0 | 0.000 | 70000 | | |
| DILIP KUMAR PATNI | PROMOTER | | 0 | 16000 | 0 | 0 | 16000 | 0.320 | 16000 | 0.320 | 0 | 0.320 | 0 | 0.000 | 0 | 0.000 | 16000 | | |
| KAMAL NAYAN JAIN | PROMOTER | | 0 | 11000 | 0 | 0 | 11000 | 0.220 | 11000 | 0.220 | 0 | 0.220 | 0 | 0.000 | 0 | 0.000 | 11000 | | |
| MAHENDRA KUMAR PATNI | PROMOTER | | 0 | 45300 | 0 | 0 | 45300 | 0.906 | 45300 | 0.906 | 0 | 0.906 | 0 | 0.000 | 0 | 0.000 | 45300 | | |
| MEENA DEVI JAIN | PROMOTER | | 0 | 10000 | 0 | 0 | 10000 | 0.200 | 10000 | 0.200 | 0 | 0.200 | 0 | 0.000 | 0 | 0.000 | 10000 | | |
| NEELAM JAIN | PROMOTER | | 0 | 10000 | 0 | 0 | 10000 | 0.200 | 10000 | 0.200 | 0 | 0.200 | 0 | 0.000 | 0 | 0.000 | 10000 | | |
| SANDEEP JAIN (PATNI) | PROMOTER | | 0 | 10000 | 0 | 0 | 10000 | 0.200 | 10000 | 0.200 | 0 | 0.200 | 0 | 0.000 | 0 | 0.000 | 10000 | | |
| SHREE CHAND SARAOGI | PROMOTER | | 0 | 40000 | 0 | 0 | 40000 | 0.800 | 40000 | 0.800 | 0 | 0.800 | 0 | 0.000 | 0 | 0.000 | 40000 | | |
| SRISHTI PATNI | PROMOTER | | 0 | 140000 | 0 | 0 | 140000 | 2.799 | 140000 | 2.799 | 0 | 2.799 | 0 | 0.000 | 0 | 0.000 | 140000 | | |
| VIJAY KUMAR PATNI | PROMOTER | | 0 | 10000 | 0 | 0 | 10000 | 0.200 | 10000 | 0.200 | 0 | 0.200 | 0 | 0.000 | 0 | 0.000 | 10000 | | |
| (b) Central Government/State Government(s) | | | 0 | 0 | 0 | 0 | 0.000 | 0 | 0 | 0.000 | 0 | 0.000 | 0 | 0.000 | 0 | 0.000 | 0 | | |
| (c) Financial Institutions/Banks | | | 0 | 0 | 0 | 0 | 0.000 | 0 | 0 | 0.000 | 0 | 0.000 | 0 | 0.000 | 0 | 0.000 | 0 | | |
| (d) Any Other | | | 0 | 0 | 0 | 0 | 0.000 | 0 | 0 | 0.000 | 0 | 0.000 | 0 | 0.000 | 0 | 0.000 | 0 | | |
| Bodies Corporate | | | 3 | 939800 | 0 | 0 | 939800 | 18.793 | 939800 | 18.793 | 0 | 18.793 | 0 | 0.000 | 0 | 0.000 | 939800 | | |
| G. G. RESOURCES PVT. LTD. | PROMOTER GROUP | | 0 | 10000 | 0 | 0 | 10000 | 0.200 | 10000 | 0.200 | 0 | 0.200 | 0 | 0.000 | 0 | 0.000 | 10000 | | |
| OCTAL SECURITIES AND SERVICES PVT. LTD. | PROMOTER GROUP | | 0 | 105000 | 0 | 0 | 105000 | 2.100 | 105000 | 2.100 | 0 | 2.100 | 0 | 0.000 | 0 | 0.000 | 105000 | | |
| PATNI RESOURCES PVT. LTD. | PROMOTER GROUP | | 0 | 824800 | 0 | 0 | 824800 | 16.493 | 824800 | 16.493 | 0 | 16.493 | 0 | 0.000 | 0 | 0.000 | 824800 | | |
| Trusts | | | 0 | 0 | 0 | 0 | 0.000 | 0 | 0 | 0.000 | 0 | 0.000 | 0 | 0.000 | 0 | 0.000 | 0 | | |
| Clearing Members | | | 0 | 0 | 0 | 0 | 0.000 | 0 | 0 | 0.000 | 0 | 0.000 | 0 | 0.000 | 0 | 0.000 | 0 | | |
| Sub-Total (A)(1) | | | 16 | 1342100 | 0 | 0 | 1342100 | 26.837 | 1342100 | 26.837 | 0 | 26.837 | 0 | 0.000 | 0 | 0.000 | 1342100 | | |




Table II - Statement showing shareholding pattern of the Promoter and Promoter Group

| Category & Name of shareholders (I) | Entity type i.e. promoter | Nos. of shareholders (III) | No. of fully paid-up equity shares held (IV) | No. of partly paid-up equity shares held (V) | Nos. of shares underlying Depository Receipt (VI) | Total nos. shares held (VII) = (IV)+(V)+(VI) | Shareholding % calculated as per SCRR, 1957 As a % of (A+B+C2) (VII) | Number of Voting Rights held in each class of securities (X) | | | No. of Shares Underlying convertible securities (including Warrants) (X) | Shareholding as a % assuming full conversion of convertible securities (as a percentage of diluted share capital) (XI) = (VII)+(X) as a % of (A+B+C) | Number of Locked in shares (XII) | | Number of Shares pledged or otherwise encumbered (XIII) | | Number of equity shares held in dematerialized form (XIV) |
|-------------------------------------|--|----------------------------|--|--|---|--|--|--|----------|----------------|--|--|----------------------------------|---------------------------------|---|---------------------------------|---|
| | | | | | | | | No. of Voting Rights Class x | Class y | Total | | | No. (a) | As a % of total Shares held (b) | No. (a) | As a % of total Shares held (b) | |
| (2) | Foreign | 0 | 0 | 0 | 0 | 0 | 0.000 | 0 | 0 | 0 | 0.000 | 0 | 0.000 | 0 | 0.000 | 0 | 0 |
| | Individuals (Non-Resident Individuals/Foreign Individuals) | 0 | 0 | 0 | 0 | 0 | 0.000 | 0 | 0 | 0 | 0.000 | 0 | 0.000 | 0 | 0.000 | 0 | 0 |
| (a) | Government | 0 | 0 | 0 | 0 | 0 | 0.000 | 0 | 0 | 0 | 0.000 | 0 | 0.000 | 0 | 0.000 | 0 | 0 |
| (b) | Institutions | 0 | 0 | 0 | 0 | 0 | 0.000 | 0 | 0 | 0 | 0.000 | 0 | 0.000 | 0 | 0.000 | 0 | 0 |
| (c) | Foreign Portfolio Investor | 0 | 0 | 0 | 0 | 0 | 0.000 | 0 | 0 | 0 | 0.000 | 0 | 0.000 | 0 | 0.000 | 0 | 0 |
| (d) | Any Other | 0 | 0 | 0 | 0 | 0 | 0.000 | 0 | 0 | 0 | 0.000 | 0 | 0.000 | 0 | 0.000 | 0 | 0 |
| (e) | OCBs | 0 | 0 | 0 | 0 | 0 | 0.000 | 0 | 0 | 0 | 0.000 | 0 | 0.000 | 0 | 0.000 | 0 | 0 |
| | QFI - Individual | 0 | 0 | 0 | 0 | 0 | 0.000 | 0 | 0 | 0 | 0.000 | 0 | 0.000 | 0 | 0.000 | 0 | 0 |
| | QFI - Corporate | 0 | 0 | 0 | 0 | 0 | 0.000 | 0 | 0 | 0 | 0.000 | 0 | 0.000 | 0 | 0.000 | 0 | 0 |
| | Sub-Total (A)(2) | 0 | 0 | 0 | 0 | 0 | 0.000 | 0 | 0 | 0 | 0.000 | 0 | 0.000 | 0 | 0.000 | 0 | 0 |
| | Total Shareholding of Promoter and Promoter Group (A)=(A)(1)+(A)(2) | 16 | 1342100 | 0 | 0 | 1342100 | 26.837 | 1342100 | 0 | 1342100 | 26.837 | 0 | 0.000 | 0 | 0.000 | 0 | 1342100 |




Table iii - Statement showing shareholding pattern of the Public shareholder

| Category & Name of shareholders (i) | Nos. of shareholders (iii) | No. of fully paid-up equity shares held (iv) | No. of partly paid-up equity shares held (v) | Nos. of shares underlying Depository Receipt (vi) | Total nos. shares held (vii) = (iv)+(v)+(vi) | Shareholding as a % of SCRR, 1957 As a % of (A+B+C2) (viii) | Number of Voting Rights held in each class of securities (ix) | | | No. of Shares Outstanding convertible securities (including Warrants) (x) | Shareholding as a % assuming full conversion of convertible securities (as a percentage of diluted share capital) (xi) = (vii)+(x) as a % of (A+B+C) | Number of Locked in shares (xii) | | Number of Shares pledged or otherwise encumbered (xiii) | | Number of equity shares held in dematerialized form (xiv) | Sub-categorization of shares (xv) | | | |
|---------------------------------------|----------------------------|--|--|---|--|---|---|---------|-------|---|--|----------------------------------|---------------------------------|---|---------------------------------|---|-----------------------------------|-------------------|--------------------|--|
| | | | | | | | No. of Voting Rights | | | | | As a % of total Shares held (b) | As a % of total Shares held (b) | As a % of total Shares held (b) | As a % of total Shares held (b) | | Sub-category (i) | Sub-category (ii) | Sub-category (iii) | |
| | | | | | | | Class x | Class y | Total | | | | | | | | | | | |
| Institutions | | | | | | | | | | | | | | | | | | | | |
| (1) (Domestic) | 0 | 0 | 0 | 0 | 0 | 0.000 | 0 | 0 | 0 | 0 | 0.000 | 0 | 0 | 0 | 0.000 | 0 | | | | |
| (a) Mutual Funds | 0 | 0 | 0 | 0 | 0 | 0.000 | 0 | 0 | 0 | 0 | 0.000 | 0 | 0 | 0 | 0.000 | 0 | | | | |
| Venture Capital Funds | 0 | 0 | 0 | 0 | 0 | 0.000 | 0 | 0 | 0 | 0 | 0.000 | 0 | 0 | 0 | 0.000 | 0 | | | | |
| (b) Alternate Investment Funds | 0 | 0 | 0 | 0 | 0 | 0.000 | 0 | 0 | 0 | 0 | 0.000 | 0 | 0 | 0 | 0.000 | 0 | | | | |
| (c) Financial Institutions/Banks | 0 | 0 | 0 | 0 | 0 | 0.000 | 0 | 0 | 0 | 0 | 0.000 | 0 | 0 | 0 | 0.000 | 0 | | | | |
| (d) Financial Institutions Banks | 0 | 0 | 0 | 0 | 0 | 0.000 | 0 | 0 | 0 | 0 | 0.000 | 0 | 0 | 0 | 0.000 | 0 | | | | |
| Financial Institutions | 0 | 0 | 0 | 0 | 0 | 0.000 | 0 | 0 | 0 | 0 | 0.000 | 0 | 0 | 0 | 0.000 | 0 | | | | |
| Banks | 0 | 0 | 0 | 0 | 0 | 0.000 | 0 | 0 | 0 | 0 | 0.000 | 0 | 0 | 0 | 0.000 | 0 | | | | |
| Insurance Companies | 0 | 0 | 0 | 0 | 0 | 0.000 | 0 | 0 | 0 | 0 | 0.000 | 0 | 0 | 0 | 0.000 | 0 | | | | |
| (e) Provident Funds/Pension Funds | 0 | 0 | 0 | 0 | 0 | 0.000 | 0 | 0 | 0 | 0 | 0.000 | 0 | 0 | 0 | 0.000 | 0 | | | | |
| (f) Asset Reconstruction Companies | 0 | 0 | 0 | 0 | 0 | 0.000 | 0 | 0 | 0 | 0 | 0.000 | 0 | 0 | 0 | 0.000 | 0 | | | | |
| (g) Sovereign Wealth Funds | 0 | 0 | 0 | 0 | 0 | 0.000 | 0 | 0 | 0 | 0 | 0.000 | 0 | 0 | 0 | 0.000 | 0 | | | | |
| (h) NBFCs registered with RBI | 0 | 0 | 0 | 0 | 0 | 0.000 | 0 | 0 | 0 | 0 | 0.000 | 0 | 0 | 0 | 0.000 | 0 | | | | |
| (i) Other Financial Institutions | 0 | 0 | 0 | 0 | 0 | 0.000 | 0 | 0 | 0 | 0 | 0.000 | 0 | 0 | 0 | 0.000 | 0 | | | | |
| (j) Any Other | 0 | 0 | 0 | 0 | 0 | 0.000 | 0 | 0 | 0 | 0 | 0.000 | 0 | 0 | 0 | 0.000 | 0 | | | | |
| (k) Sub-Total (B)(1) | 0 | 0 | 0 | 0 | 0 | 0.000 | 0 | 0 | 0 | 0 | 0.000 | 0 | 0 | 0 | 0.000 | 0 | | | | |
| (2) Institutions (Foreign) | 0 | 0 | 0 | 0 | 0 | 0.000 | 0 | 0 | 0 | 0 | 0.000 | 0 | 0 | 0 | 0.000 | 0 | | | | |
| (a) Foreign Direct Investment | 0 | 0 | 0 | 0 | 0 | 0.000 | 0 | 0 | 0 | 0 | 0.000 | 0 | 0 | 0 | 0.000 | 0 | | | | |
| (b) Foreign Venture Capital Investors | 0 | 0 | 0 | 0 | 0 | 0.000 | 0 | 0 | 0 | 0 | 0.000 | 0 | 0 | 0 | 0.000 | 0 | | | | |
| (c) Sovereign Wealth Funds | 0 | 0 | 0 | 0 | 0 | 0.000 | 0 | 0 | 0 | 0 | 0.000 | 0 | 0 | 0 | 0.000 | 0 | | | | |

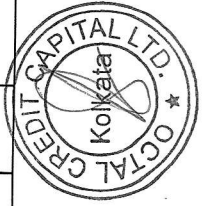


Table III - Statement showing shareholding pattern of the Public shareholder

| Category & Name of shareholder (i) | Nos. of shareholders (iii) | No. of fully paid-up equity shares held (iv) | No. of partly paid-up equity shares held (v) | Nos. of shares underlying Depository Receipt (vi) | Total nos. shares held (vii) = (iv)+(v)+(vi) | Shareholding as a % of (A+B+C2) (viii) | Number of Voting Rights held in each class of securities (ix) | | | No. of Shares Underlying convertible securities (including Warrants) (x) | Shareholding as a % assuming full conversion of convertible securities (as a percentage of diluted share capital) (xi) = (vii)+(x) as a % of (A+B+C) | Number of Locked in shares (xii) | | Number of equity shares held in dematerialized form (xiv) | Sub-categorization of shares (xv) | | | | |
|--|----------------------------|--|--|---|--|--|---|---------|--------|--|--|----------------------------------|---------------------------------|---|-----------------------------------|---------------------------------|------------------|-------------------|--------------------|
| | | | | | | | No. of Voting Rights | | | | | No. (a) | As a % of total Shares held (b) | | No. (a) | As a % of total Shares held (b) | Sub-category (i) | Sub-category (ii) | Sub-category (iii) |
| | | | | | | | Class x | Class y | Total | | | | | | | | | | |
| (d) Foreign Portfolio Investors | 0 | 0 | 0 | 0 | 0 | 0.000 | 0 | 0 | 0 | 0.000 | 0 | 0.000 | 0 | | | | | | |
| Category I | 0 | 0 | 0 | 0 | 0 | 0.000 | 0 | 0 | 0 | 0.000 | 0 | 0.000 | 0 | | | | | | |
| Category II | 0 | 0 | 0 | 0 | 0 | 0.000 | 0 | 0 | 0 | 0.000 | 0 | 0.000 | 0 | | | | | | |
| Overseas Depositors (holding DRs)/(balancing figure) | 0 | 0 | 0 | 0 | 0 | 0.000 | 0 | 0 | 0 | 0.000 | 0 | 0.000 | 0 | | | | | | |
| (f) Any Other | 0 | 0 | 0 | 0 | 0 | 0.000 | 0 | 0 | 0 | 0.000 | 0 | 0.000 | 0 | | | | | | |
| QFI Corporate | 0 | 0 | 0 | 0 | 0 | 0.000 | 0 | 0 | 0 | 0.000 | 0 | 0.000 | 0 | | | | | | |
| FPI - CORPORATE - CAT-III | 0 | 0 | 0 | 0 | 0 | 0.000 | 0 | 0 | 0 | 0.000 | 0 | 0.000 | 0 | | | | | | |
| Sub-Total (B)(2) | 0 | 0 | 0 | 0 | 0 | 0.000 | 0 | 0 | 0 | 0.000 | 0 | 0.000 | 0 | | | | | | |
| Central Government/State Government(s) | 0 | 0 | 0 | 0 | 0 | 0.000 | 0 | 0 | 0 | 0.000 | 0 | 0.000 | 0 | | | | | | |
| (3) Central Government/President of India | 0 | 0 | 0 | 0 | 0 | 0.000 | 0 | 0 | 0 | 0.000 | 0 | 0.000 | 0 | | | | | | |
| (a) State Government/Governor | 0 | 0 | 0 | 0 | 0 | 0.000 | 0 | 0 | 0 | 0.000 | 0 | 0.000 | 0 | | | | | | |
| (b) or | 0 | 0 | 0 | 0 | 0 | 0.000 | 0 | 0 | 0 | 0.000 | 0 | 0.000 | 0 | | | | | | |
| Shareholding by Companies or Bodies Corporate where Central/State Government is a Promoter | 0 | 0 | 0 | 0 | 0 | 0.000 | 0 | 0 | 0 | 0.000 | 0 | 0.000 | 0 | | | | | | |
| Sub-Total (B)(3) | 0 | 0 | 0 | 0 | 0 | 0.000 | 0 | 0 | 0 | 0.000 | 0 | 0.000 | 0 | | | | | | |
| (4) Non-Institutions Associate Companies/Subsidiaries | 0 | 0 | 0 | 0 | 0 | 0.000 | 0 | 0 | 0 | 0.000 | 0 | 0.000 | 0 | | | | | | |
| (a) NEWVIEW CONSULTANTS PRIVATE LIMITED | 1 | 229350 | 0 | 0 | 229350 | 4.586 | 229350 | 0 | 229350 | 4.586 | 0 | 0.000 | 229350 | | | | | | |
| | 0 | 229350 | 0 | 0 | 229350 | 4.586 | 229350 | 0 | 229350 | 4.586 | 0 | 0.000 | 229350 | | | | | | |



Table III - Statement showing shareholding pattern of the Public shareholder

| Category & Name of shareholders (i) | Nos. of shareholder (iii) | No. of fully paid-up equity shares held (iv) | No. of partly paid-up equity shares held (v) | Nos. of shares underlying Depository Receipt (vi) | Total nos. shares held (vii) = (iv)+(v)+(vi) | Shareholding % calculated as per SCRR, 1957 as a % of (A+B+C2) (viii) | Number of Voting Rights held in each class of securities (ix) | | | No. of Shares Outstanding convertible securities (including Warrants) (x) | Shareholding as a % assuming full conversion of convertible securities (as a percentage of diluted share capital) (xi) = (xj)/(x)+(A+B+C) | Number of Locked in shares (xii) | | Number of Shares pledged or otherwise encumbered (xiii) | | Number of equity shares held in dematerialized form (xiv) | Sub-categorization of shares (xv) | | | | |
|--|---------------------------|--|--|---|--|---|---|---------|---------|---|---|----------------------------------|---------------------------------|---|---------------------------------|---|-----------------------------------|---------------------------------|------------------|-------------------|--------------------|
| | | | | | | | No. of Voting Rights | | | | | As a % of total Shares held (b) | As a % of total Shares held (b) | No. (a) | As a % of total Shares held (b) | | No. (a) | As a % of total Shares held (b) | Sub-category (i) | Sub-category (ii) | Sub-category (iii) |
| | | | | | | | Class x | Class y | Total | | | | | | | | | | | | |
| (b) Directors and their relatives | 0 | 0 | 0 | 0 | 0 | 0.000 | 0 | 0 | 0 | 0 | 0.000 | 0 | 0 | 0 | 0 | 0 | | | | | |
| (c) Key Managerial Personnel | 0 | 0 | 0 | 0 | 0 | 0.000 | 0 | 0 | 0 | 0 | 0.000 | 0 | 0 | 0 | 0 | 0 | | | | | |
| Relatives of Promoters (other than Immediate Relatives of Promoters disclosed under Promoter & Promoter Group) | 0 | 0 | 0 | 0 | 0 | 0.000 | 0 | 0 | 0 | 0 | 0.000 | 0 | 0 | 0 | 0 | 0 | | | | | |
| (d) Trusts where any person belonging to Promoter & Promoter Group Category is Trustee, beneficiary or author of the trust | 0 | 0 | 0 | 0 | 0 | 0.000 | 0 | 0 | 0 | 0 | 0.000 | 0 | 0 | 0 | 0 | 0 | | | | | |
| (e) IEPF Authority | 0 | 0 | 0 | 0 | 0 | 0.000 | 0 | 0 | 0 | 0 | 0.000 | 0 | 0 | 0 | 0 | 0 | | | | | |
| (f) Resident Individual shareholders holding nominal share capital up to Rs.2 Lakhs. | 1547 | 654231 | 0 | 0 | 654231 | 13.082 | 654231 | 0 | 654231 | 13.082 | 13.082 | 0 | 0 | 0 | 0 | 564006 | | | | | |
| (g) Resident Individual shareholders holding nominal share capital in excess of Rs.2 Lakhs. | 17 | 1472600 | 0 | 0 | 1472600 | 29.447 | 1472600 | 0 | 1472600 | 29.447 | 29.447 | 0 | 0 | 0 | 0 | 1423000 | | | | | |
| (h) KHINWRAJ MANGILAL PANDYA HUF | 0 | 153300 | 0 | 0 | 153300 | 3.065 | 153300 | 0 | 153300 | 3.065 | 3.065 | 0 | 0 | 0 | 0 | 153300 | | | | | |
| SONS HUF | 0 | 137700 | 0 | 0 | 137700 | 2.754 | 137700 | 0 | 137700 | 2.754 | 2.754 | 0 | 0 | 0 | 0 | 137700 | | | | | |
| ASHOK JAIN | 0 | 80000 | 0 | 0 | 80000 | 1.600 | 80000 | 0 | 80000 | 1.600 | 1.600 | 0 | 0 | 0 | 0 | 80000 | | | | | |

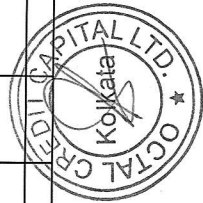


Table III - Statement showing shareholding pattern of the Public shareholder

| Category & Name of shareholders (i) | Nos. of shareholder (iii) | No. of fully paid-up equity shares held (iv) | No. of partly paid-up equity shares held (v) | Nos. of shares underlying Depository Receipt (vi) | Total nos. shares held (vii) = (iv)+(v)+(vi) | Shareholding % calculated as per SCRR, 1957 As a % of (A+B+C2) (viii) | Number of Voting Rights held in each class of securities (ix) | | | No. of Shares Underlying Outstanding convertible securities (Including Warrants) (x) | Shareholding as a % assuming full conversion of convertible securities (as a percentage of diluted share capital) (xi) = (vii)+(x) as a % of (A+B+C) | Number of Locked in shares (xii) | | Number of Shares pledged or otherwise encumbered (xiii) | | Number of equity shares held in dematerialized form (xiv) | Sub-categorization of shares (xv) | | | |
|--|---------------------------|--|--|---|--|---|---|---------|--------|--|--|----------------------------------|---------|---|---------|---|-----------------------------------|------------------|-------------------|--------------------|
| | | | | | | | No. of Voting Rights | | | | | Total % of Total Voting rights | No. (a) | As a % of total Shares held (b) | No. (a) | | As a % of total Shares held (b) | Sub-category (i) | Sub-category (ii) | Sub-category (iii) |
| | | | | | | | Class x | Class y | Total | | | | | | | | | | | |
| KARISHMA RAJGARIA | 0 | 150000 | 0 | 0 | 150000 | 2.999 | 0 | 150000 | 2.999 | 0 | 0.000 | 0 | 0.000 | 0 | 0.000 | 150000 | | | | |
| MANJU PANDYA | 0 | 142400 | 0 | 0 | 142400 | 2.847 | 0 | 142400 | 2.847 | 0 | 0.000 | 0 | 0.000 | 0 | 0.000 | 142400 | | | | |
| PRIVANKA PANDYA | 0 | 114100 | 0 | 0 | 114100 | 2.282 | 0 | 114100 | 2.282 | 0 | 0.000 | 0 | 0.000 | 0 | 0.000 | 114100 | | | | |
| RINKY RAJGARIA | 0 | 150000 | 0 | 0 | 150000 | 2.999 | 0 | 150000 | 2.999 | 0 | 0.000 | 0 | 0.000 | 0 | 0.000 | 150000 | | | | |
| UTKARSH SUREKA | 0 | 135700 | 0 | 0 | 135700 | 2.714 | 0 | 135700 | 2.714 | 0 | 0.000 | 0 | 0.000 | 0 | 0.000 | 135700 | | | | |
| VIRENDRA KUMAR PANDYA | 0 | 155700 | 0 | 0 | 155700 | 3.113 | 0 | 155700 | 3.113 | 0 | 0.000 | 0 | 0.000 | 0 | 0.000 | 155700 | | | | |
| (i) NRI | 0 | 0 | 0 | 0 | 0 | 0.000 | 0 | 0 | 0.000 | 0 | 0.000 | 0 | 0.000 | 0 | 0.000 | 0 | | | | |
| Repatriable | 1 | 1 | 0 | 0 | 1 | 0.000 | 1 | 1 | 0.000 | 0 | 0.000 | 0 | 0.000 | 0 | 0.000 | 1 | | | | |
| Non-Repatriable | 0 | 0 | 0 | 0 | 0 | 0.000 | 0 | 0 | 0.000 | 0 | 0.000 | 0 | 0.000 | 0 | 0.000 | 0 | | | | |
| (j) Foreign Nationals | 0 | 0 | 0 | 0 | 0 | 0.000 | 0 | 0 | 0.000 | 0 | 0.000 | 0 | 0.000 | 0 | 0.000 | 0 | | | | |
| (k) Foreign Companies | 0 | 0 | 0 | 0 | 0 | 0.000 | 0 | 0 | 0.000 | 0 | 0.000 | 0 | 0.000 | 0 | 0.000 | 0 | | | | |
| (l) Bodies Corporate | 20 | 1302618 | 0 | 0 | 1302618 | 26.048 | 0 | 1302618 | 26.048 | 0 | 0.000 | 0 | 0.000 | 0 | 0.000 | 1302618 | | | | |
| DARKIN VINCOM PRIVATE LIMITED | 0 | 203850 | 0 | 0 | 203850 | 4.076 | 0 | 203850 | 4.076 | 0 | 0.000 | 0 | 0.000 | 0 | 0.000 | 203850 | | | | |
| GEMUS AGENTS PRIVATE LIMITED | 0 | 134350 | 0 | 0 | 134350 | 2.687 | 0 | 134350 | 2.687 | 0 | 0.000 | 0 | 0.000 | 0 | 0.000 | 134350 | | | | |
| HI - PRINT ELECTROMACK PRIVATE LIMITED | 0 | 162330 | 0 | 0 | 162330 | 3.246 | 0 | 162330 | 3.246 | 0 | 0.000 | 0 | 0.000 | 0 | 0.000 | 162330 | | | | |
| KUSUM INDUSTRIAL GASES LTD | 0 | 100000 | 0 | 0 | 100000 | 2.000 | 0 | 100000 | 2.000 | 0 | 0.000 | 0 | 0.000 | 0 | 0.000 | 100000 | | | | |
| R.R.SYNTHETICS AND FINVEST PRIVATE LIMIT | 0 | 245000 | 0 | 0 | 245000 | 4.899 | 0 | 245000 | 4.899 | 0 | 0.000 | 0 | 0.000 | 0 | 0.000 | 245000 | | | | |
| RADICO KHAITAN FINANCE LIMITED VARDHAMAN TEXTILE CO. PVT. LTD. | 0 | 174300 | 0 | 0 | 174300 | 3.485 | 0 | 174300 | 3.485 | 0 | 0.000 | 0 | 0.000 | 0 | 0.000 | 174300 | | | | |
| (m) Any Other | 0 | 0 | 0 | 0 | 0 | 0.000 | 0 | 0 | 0.000 | 0 | 0.000 | 0 | 0.000 | 0 | 0.000 | 0 | | | | |
| QFI - Individual | 0 | 0 | 0 | 0 | 0 | 0.000 | 0 | 0 | 0.000 | 0 | 0.000 | 0 | 0.000 | 0 | 0.000 | 0 | | | | |
| OCBs | 0 | 0 | 0 | 0 | 0 | 0.000 | 0 | 0 | 0.000 | 0 | 0.000 | 0 | 0.000 | 0 | 0.000 | 0 | | | | |




Table III - Statement showing shareholding pattern of the Public shareholder

| Category & Name of shareholders (i) | Nos. of shareholder (iii) | No. of fully paid-up equity shares held (iv) | No. of partly paid-up equity shares held (v) | Nos. of shares underlying Depository Receipt (vi) | Total nos. shares held (vii) = (iv)+(v)+(vi) | Shareholding g % as per calculated SCRR, 1957 As a % of (A+B+C2) (viii) | Number of Voting Rights held in each class of securities (ix) | | | No. of Shares Underlying convertible securities (including Warrants) (x) | Shareholding as a % assuming full conversion of convertible securities as a percentage of diluted share capital (xi) = (vii)+(x) as a % of (A+B+C) | Number of Locked in shares (xii) | | Number of Shares pledged or otherwise encumbered (xiii) | | Number of equity shares held in dematerialized form (xiv) | Sub-categorization of shares (xv) | | |
|---|---------------------------|--|--|---|--|---|---|----------|----------------|--|--|----------------------------------|---------------------------------|---|---------------------------------|---|-----------------------------------|-------------------|--------------------|
| | | | | | | | No. of Voting Rights | | | | | No. (a) | As a % of total Shares held (b) | No. (a) | As a % of total Shares held (b) | | Sub-category (i) | Sub-category (ii) | Sub-category (iii) |
| | | | | | | | Class x | Class y | Total | | | | | | | | | | |
| Clearing Memembers | 0 | 0 | 0 | 0 | 0 | 0.000 | 0 | 0 | 0 | 0.000 | 0 | 0.000 | 0 | 0.000 | 0 | 0 | | | |
| Trusts | 0 | 0 | 0 | 0 | 0 | 0.000 | 0 | 0 | 0 | 0.000 | 0 | 0.000 | 0 | 0.000 | 0 | 0 | | | |
| FPI - INDIVIDUAL - CAT-III | 0 | 0 | 0 | 0 | 0 | 0.000 | 0 | 0 | 0 | 0.000 | 0 | 0.000 | 0 | 0.000 | 0 | 0 | | | |
| Unclaimed Shares A/c | 0 | 0 | 0 | 0 | 0 | 0.000 | 0 | 0 | 0 | 0.000 | 0 | 0.000 | 0 | 0.000 | 0 | 0 | | | |
| Unclaimed Demat Escrow A/c | 0 | 0 | 0 | 0 | 0 | 0.000 | 0 | 0 | 0 | 0.000 | 0 | 0.000 | 0 | 0.000 | 0 | 0 | | | |
| FPI - INDIVIDUAL - CAT-II | 0 | 0 | 0 | 0 | 0 | 0.000 | 0 | 0 | 0 | 0.000 | 0 | 0.000 | 0 | 0.000 | 0 | 0 | | | |
| Sub-Total (B)/(4) | 1586 | 3658800 | 0 | 0 | 3658800 | 73.163 | 3658800 | 0 | 3658800 | 73.163 | 0 | 73.163 | 0 | 73.163 | 0 | 3518975 | | | |
| Total Public Shareholding (B)=(1)+(B)(2)+(B)(3)+(B)(4) | 1586 | 3658800 | 0 | 0 | 3658800 | 73.163 | 3658800 | 0 | 3658800 | 73.163 | 0 | 73.163 | 0 | 73.163 | 0 | 3518975 | | | |



Table IV - Statement showing shareholding pattern of the Non Promoter - Non Public shareholder

| Category & Name of shareholders (I) | PAN (II) | Nos. of shareholders (III) | No. of fully paid-up equity shares held (IV) | No. of partly paid-up equity shares held (V) | Nos. of shares underlying Depository Receipt (VI) | Total nos. shares held (VII) = (IV)+(V)+(VI) | Shareholding % calculated as per SCRR, 1957 As a % of (A+B+C2) (VIII) | Number of Voting Rights held in each class of securities (IX) | | | No. of Shares Underlying Outstanding convertible securities (including Warrants) (X) | Shareholding as a % assuming full conversion of convertible securities (as a percentage of diluted share capital) (XI) = (VII)+(X) as a % of (A+B+C) | Number of Locked in shares (XII) | | Number of Shares pledged or otherwise encumbered (XIII) | | Number of equity shares held in dematerialized form (XIV) |
|--|----------|----------------------------|--|--|---|--|---|---|---------|-------------------------------------|--|--|----------------------------------|---------------------------------|---|---------------------------------|---|
| | | | | | | | | No. of Voting Rights | | Total as a % of Total Voting rights | | | No. (a) | As a % of total Shares held (b) | No. (a) | As a % of total Shares held (b) | |
| | | | | | | | | Class x | Class y | | | | | | | | |
| (1) Custodian DR Holder | | | | | | | | | | | | | | | | | |
| (2) Employee Benefit Trust (under SEBI (share based Employee Benefit) Regulations, 2014) | | | | | | | | | | | | | | | | | |
| Total Non-Promoter - Non-Public Shareholding (C)=(1)+(2) | | | | | | | | | | | | | | | | | |



Table V - Statement showing shareholding details of significant beneficial owner

| Sr No. | Details of the significant beneficial owner (I) | | Details of the registered owner (II) | | Details of holding/ exercise of right of the SBO in the reporting company, whether direct or indirect : (III) Whether by virtue of: | | | | | Date of creation / acquisition of significant beneficial interest (IV) | | |
|--------|---|--|--------------------------------------|------|--|-------------|----------|-----------------|--|--|---------------------|-----------------------------------|
| | Name | PAN/Passport No. in case of a foreign national | Nationality | Name | PAN/Passport No. in case of a foreign national | Nationality | Shares % | Voting rights % | Rights on distributable dividend or any other distribution % | | Exercise of control | Exercise of significant influence |
| | | | | | | | | | | | | |

